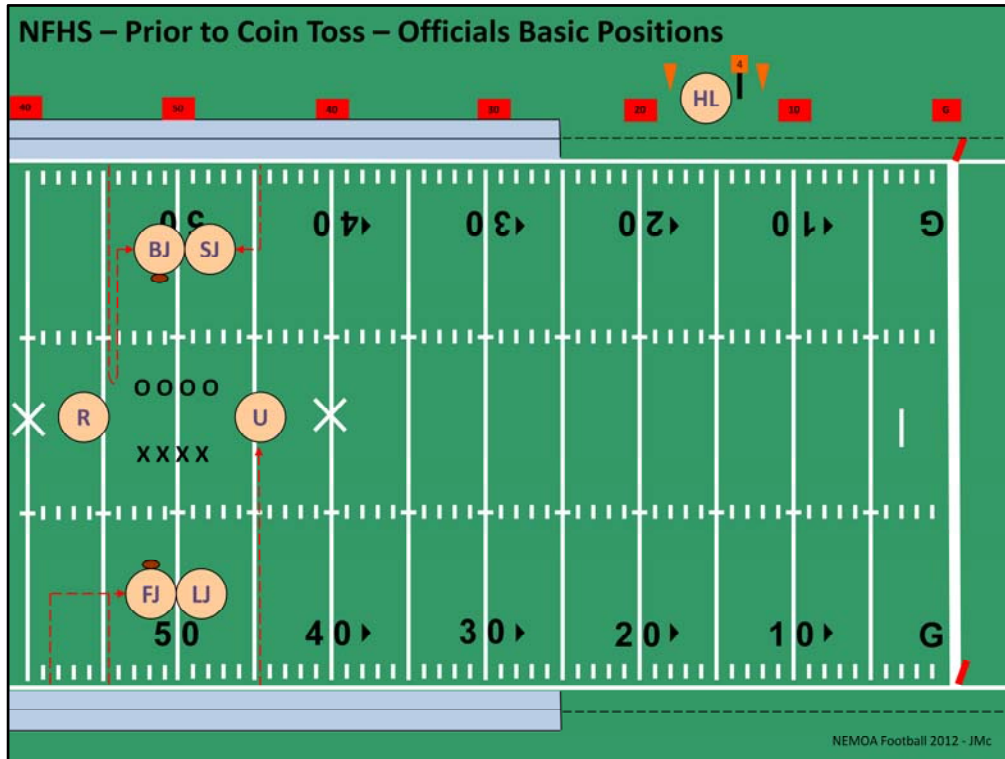
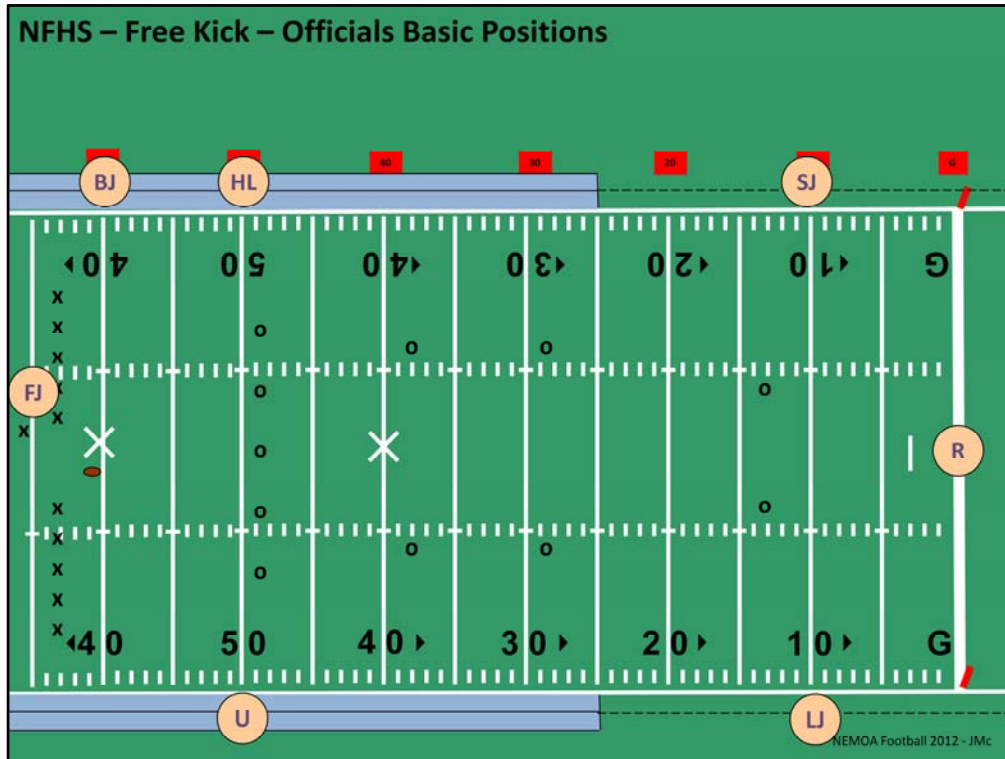


- \* R will move to the middle of the field a minimum of 5 min prior to kickoff.
- \* R comes out from opposite the press box side and faces the scoreboard.
- \* U comes out from the press box and has his back to the scoreboard.
- \* We will assume that the scoreboard is to the right in this diagram.



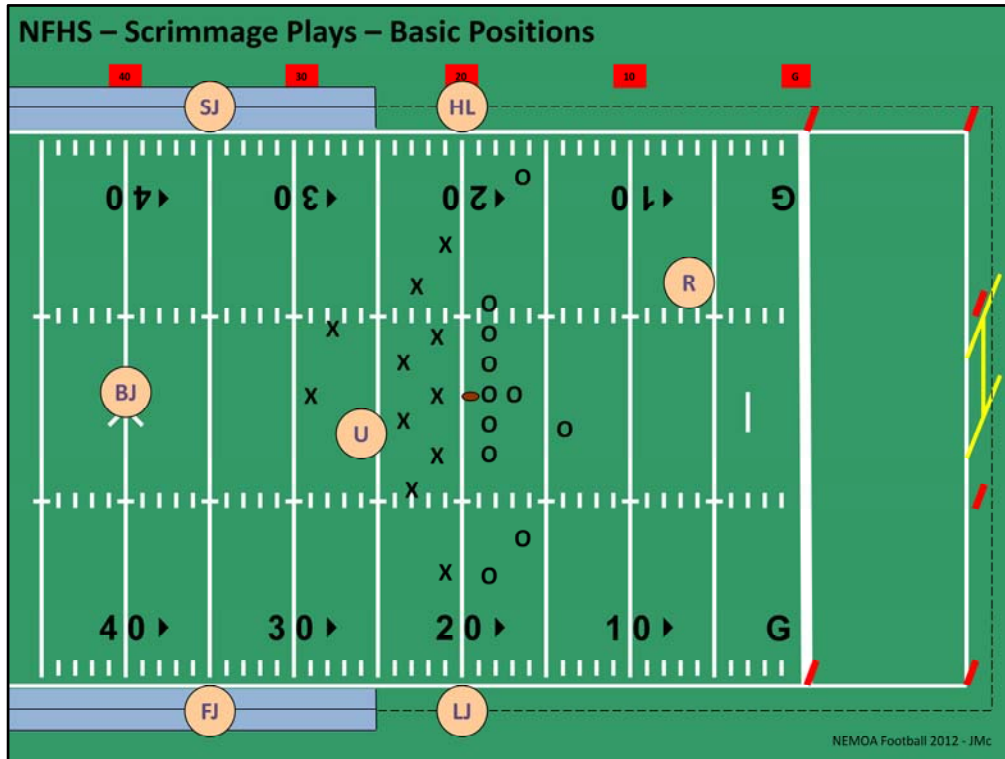
\* For the Coin Toss:

- \* No more than 4 team captains allowed at the coin toss. All other team personnel must remain off the playing field.
- \* FJ and BJ secure a ball from each of their side lines prior to coin toss.
- \* U comes out from press box side, introduces the captains and moves to opposite side of R.
- \* BJ comes out opposite the press box, introduce the captains and move back to the 9's.
- \* FJ and LJ come out from press box side, and stops at the top of the 9's.
- \* SJ comes out from opposite the press box and stops at the top of the 9's.
- \* HL stays with chain crew.
- \* All officials are required to write down who won the toss and the choice they made. Wait until all officials meet before writing this information down.



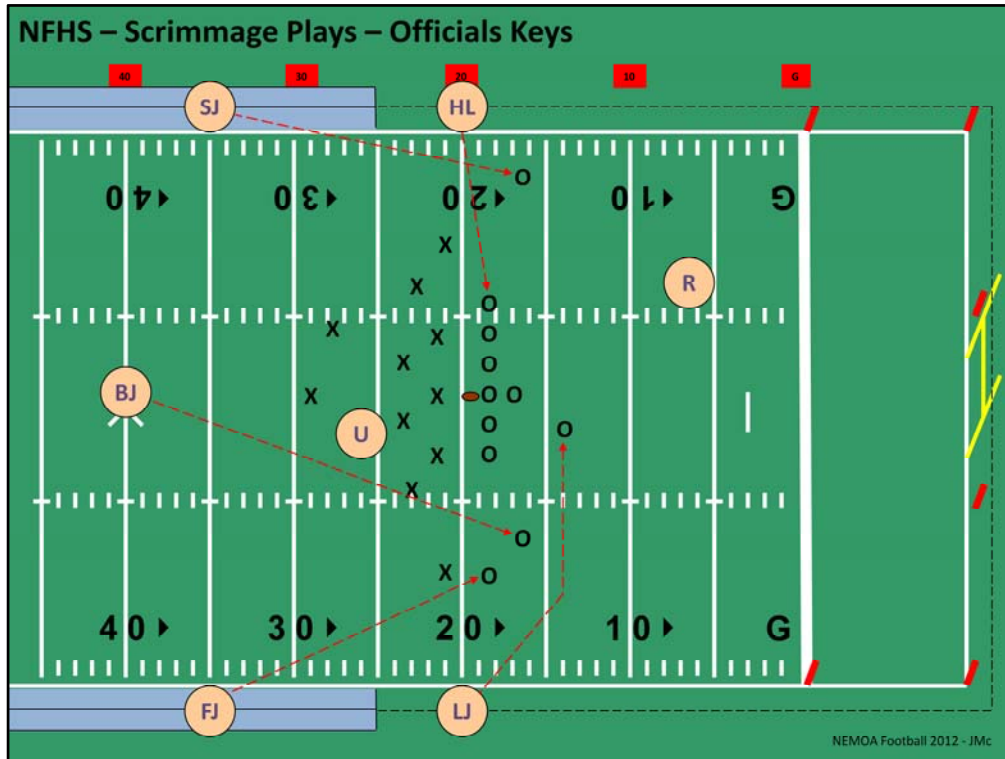
\* Free Kick – Officials Basic Positions:

- \* FJ hands ball to kickers.
- \* BJ has kickers restraining line (40 yd line).
- \* U and H have receivers restraining line (50 yd line).
- \* LJ is on press box side, approx 10 yd line (opposite line to gain equipment).
- \* SJ is opposite press box, approx 10 yd line.
- \* R is on goal line.
- \* Clear sidelines prior to Free Kick.
- \* For the 2nd half kickoff, BJ obtain ball from kicking team.
- \* For a free kick after a Safety, all officials have the same relative positions (offset by 20 yds) and the same duties as a kickoff.



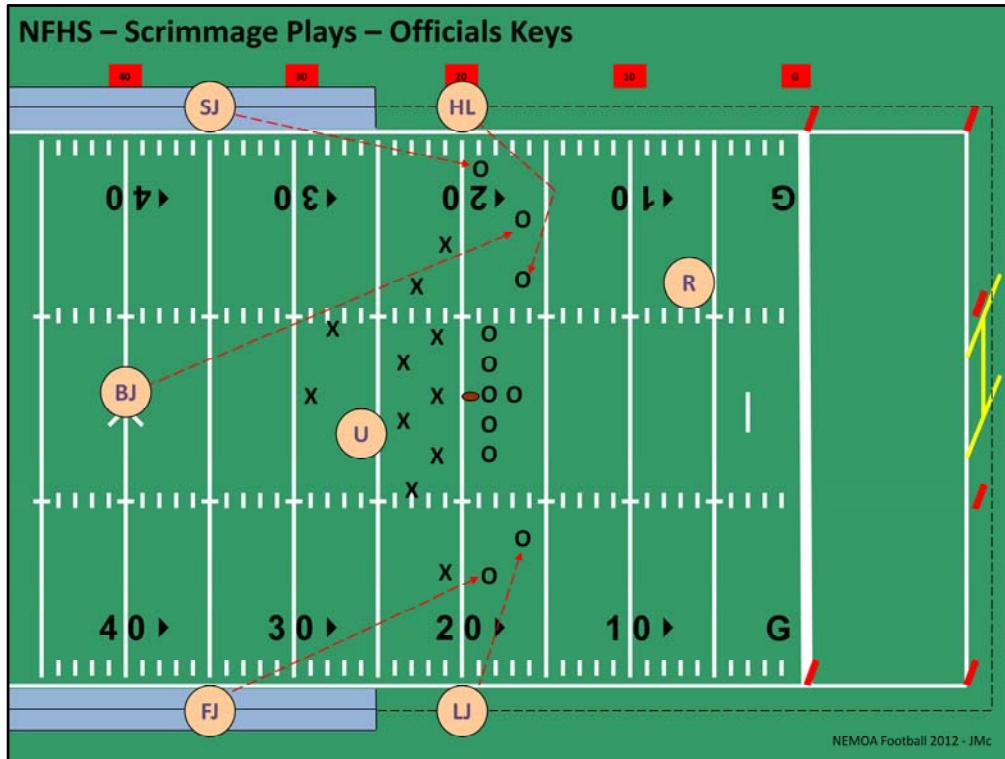
\* Scrimmage Plays – Officials Basic Positions:

- \* The Referee should be 13-15 yds deep, outside the TE, and on the throwing arm side of the QB.
- \* The Umpire should be positioned 4-7 yds from the line of scrimmage, and favoring the opposite side of the formation from the R.
- \* The LJ/HL should be positioned on the sideline, but if positioned on the field should be no closer than 9 yds from the closest receiver.
- \* The BJ should be 20-25 yds from the line of scrimmage; however, they need to be deeper than the deepest defender.
- \* SJ and FJ line up 5 yds less than the BJ.



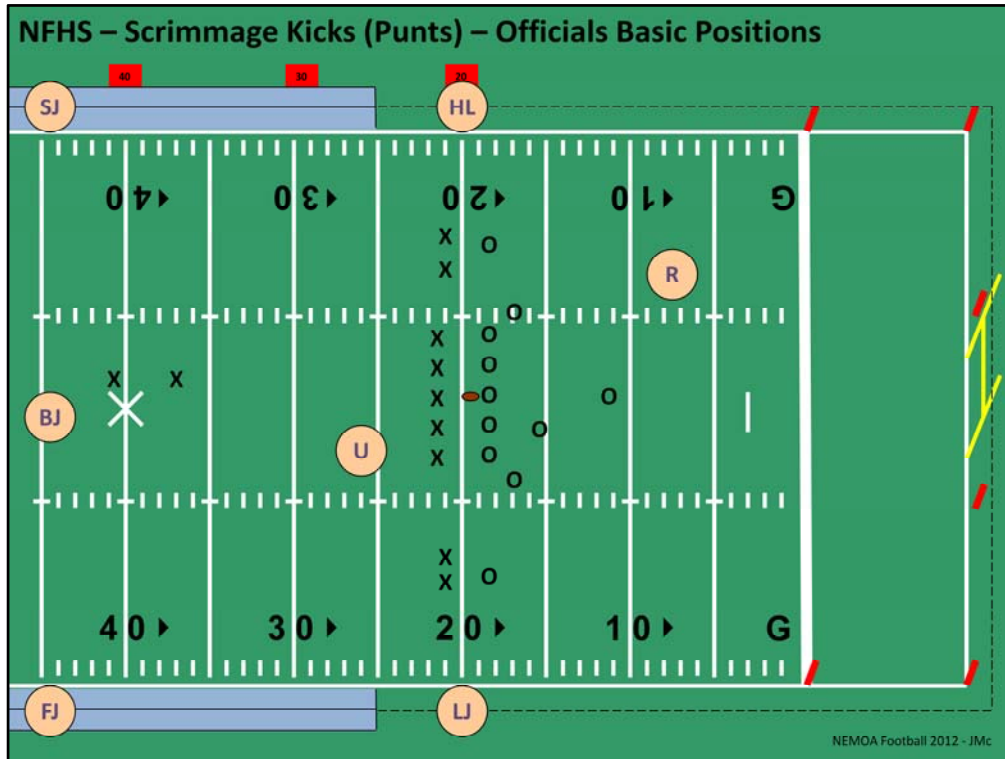
\* Scrimmage Plays – Officials Keys:

- \* SJ and FJ always key on outside guy on their side.
- \* BJ key is the second receiver on the strong side (or LJ side for balanced formation).
- \* HL and LJ always have the 3<sup>rd</sup> receiver
- \* in on the strong side,  
or the 2<sup>nd</sup> receiver in on the weak side.



\* Scrimmage Plays – Officials Keys:

- \* SJ and FJ always key on outside guy on their side.
- \* BJ key is the second receiver on the strong side (or LJ side for balanced formation).
- \* HL and LJ always have the 3<sup>rd</sup> receiver
- \* in on the strong side,  
or the 2<sup>nd</sup> receiver in on the weak side.



\* Officials Basic Positions for Scrimmage Kicks (Punts):

\* R: Position 2-3 yds behind the kicker, and 3-5 yds outside the normal TE position, on the kicking leg side.

\* U: should be positioned 4-7 yds from the line of scrimmage, and favoring the opposite side of the formation from the R.

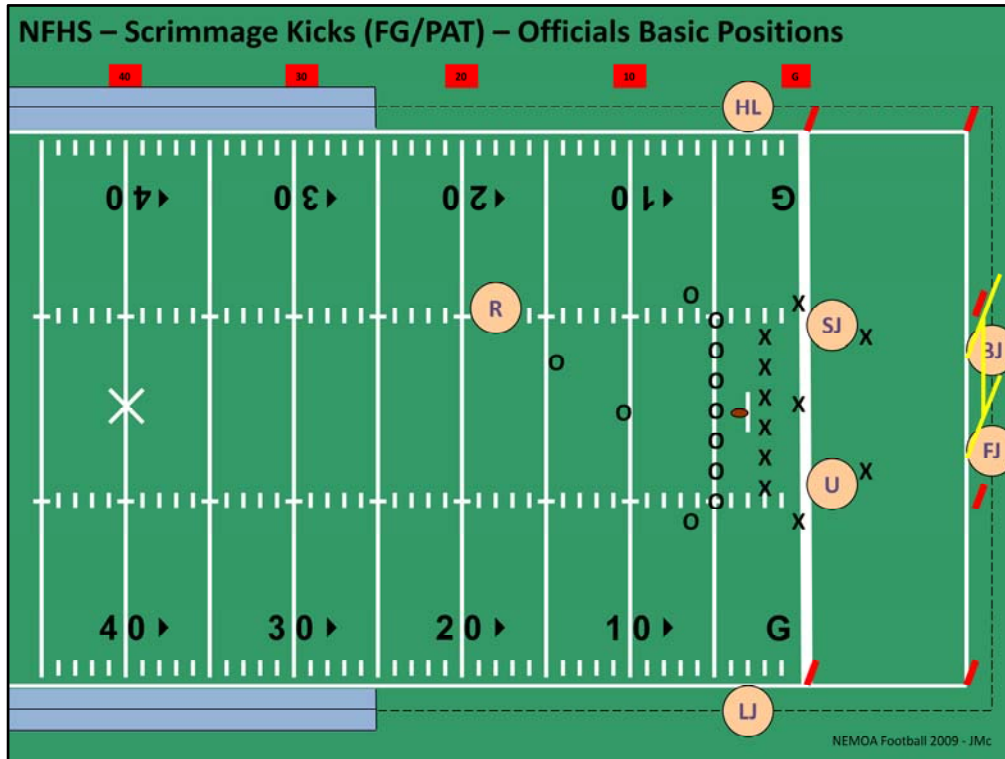
\* LJ and HL: should be positioned on the sideline, but if positioned on the field should be no closer than 9 yds from the closest receiver.

\* BJ: Offset at least 5 yds behind the deepest receiver.

\* SJ, FJ: Line up on same yard line as BJ.

\* All officials should be alert for first touching by K, or a muff by the receivers.

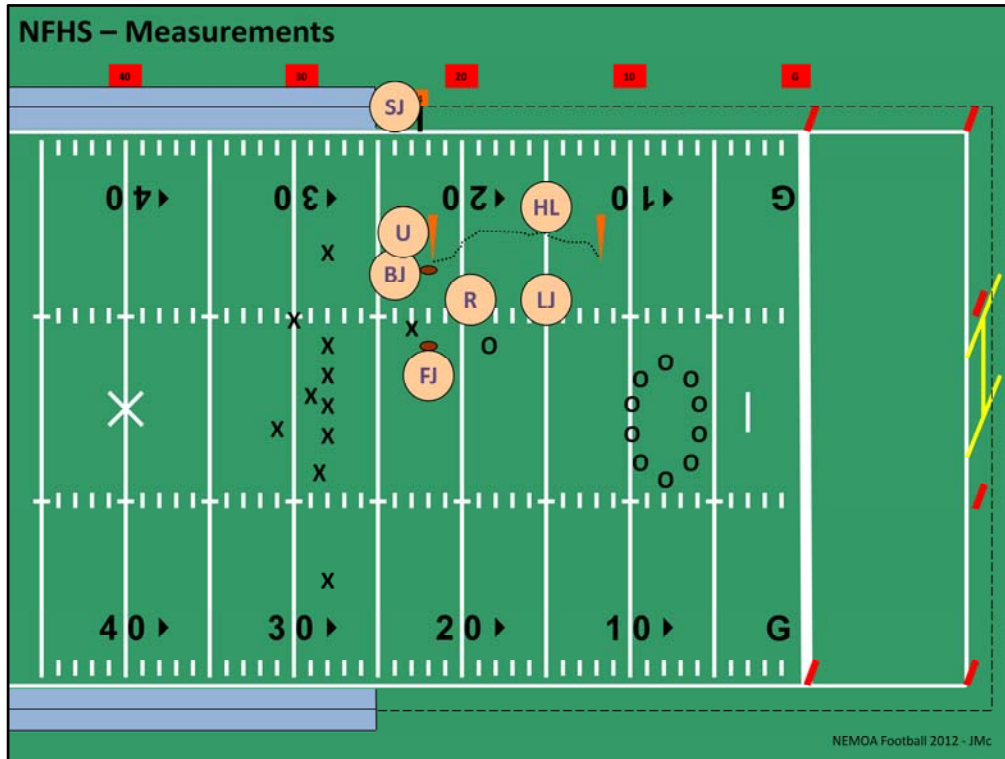
\* Know who can advance the kick or blocked kick.



\* Officials Basic Positions for Scrimmage Kicks (FG/PAT):

- \* R faces the holder 1 yard behind the holder and at least 2 to 3 yards wide.
- \* U is 4 to 7 yds deep, offset to open (in this case HL) side.
- \* SJ moves to double umpire.
- \* LJ, HL have the entire line of scrimmage.
- \* BJ, FJ are underneath the goalposts, preferably 5 yards behind the goal post.





\* Measurements:

\* If there is a measurement on a play with a flag, leave the box at the previous spot with the previous down displayed.

\* SJ moves box (with previous down displayed) to front stick.

\* HL carries the chain at the clip.

\* LJ provides the spot for HL to place the chain with the clip.

\* BJ ensures that the ball does not move, hold the ball if necessary.

\* U pulls forward stick after HL says "ready".

\* R awards 1st down, or moves ball to the inbounds markers (hashes) using the chains.

\* FJ if measurement is outside the hash marks obtain second ball and stand at the corresponding spot. Hand R the second ball.

\* Note: One captain can watch the measurement, attempt to keep the other players in their respective huddles.